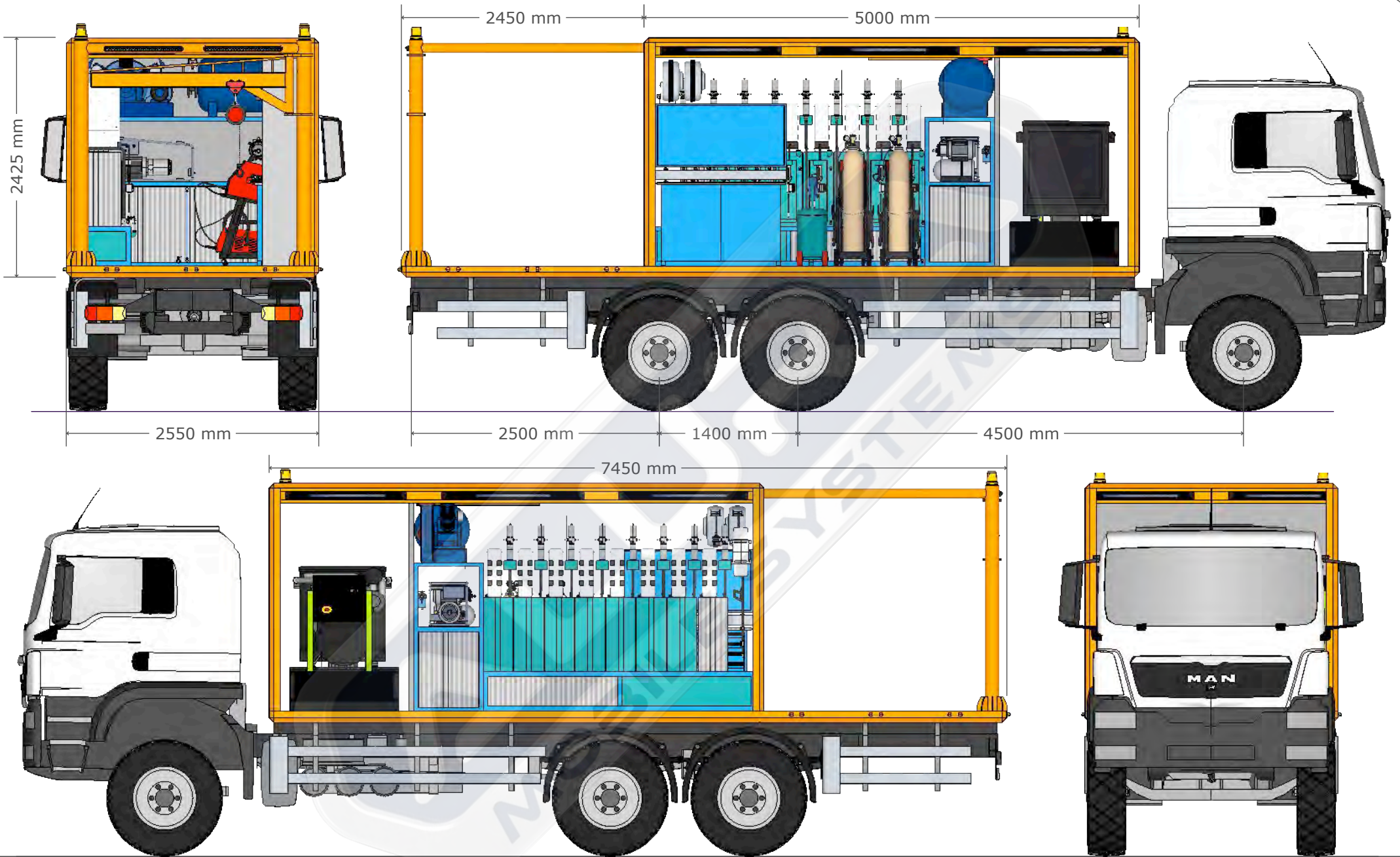


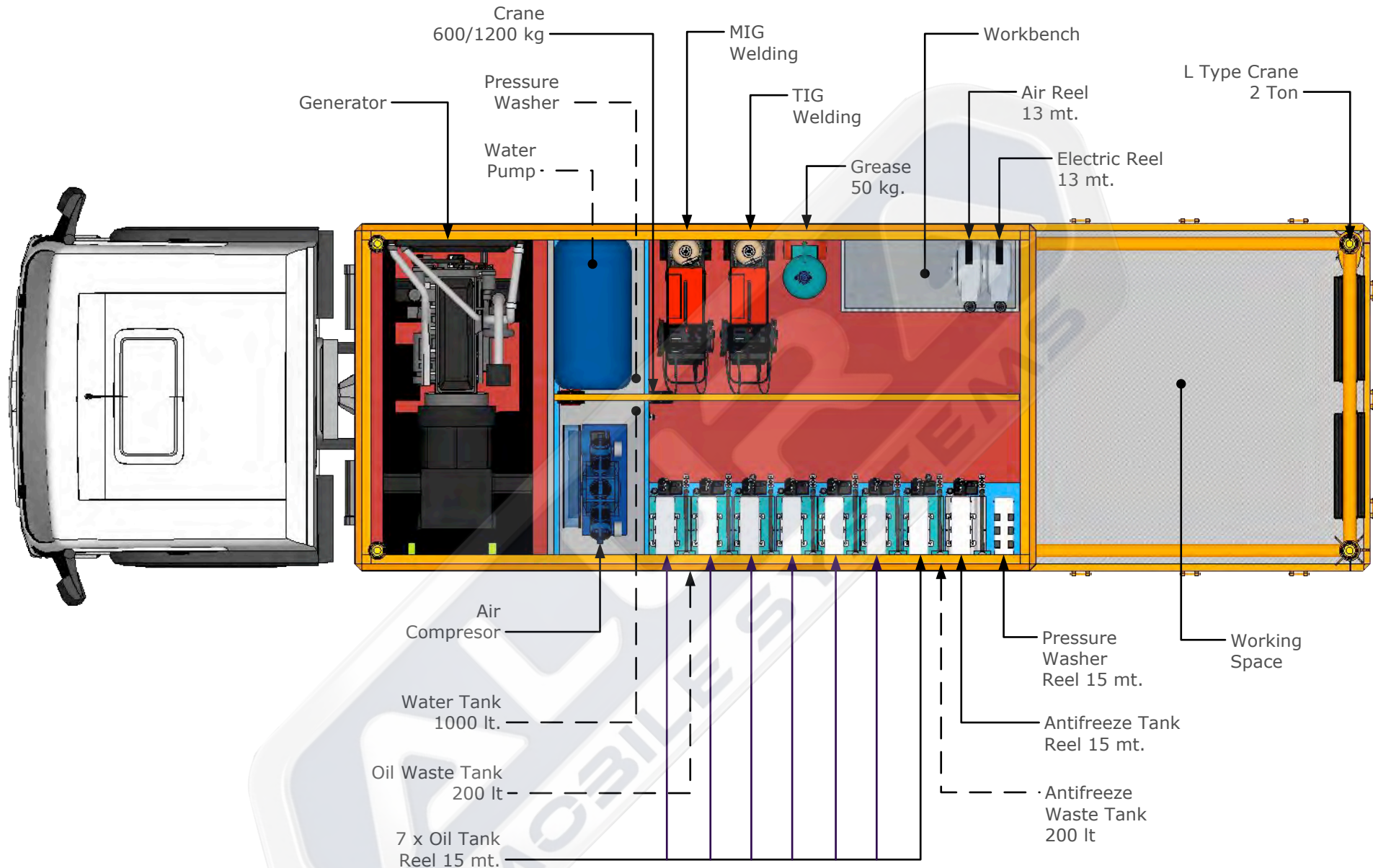
Project / Model  
**24.003**  
 Mobile Workshop / Crane

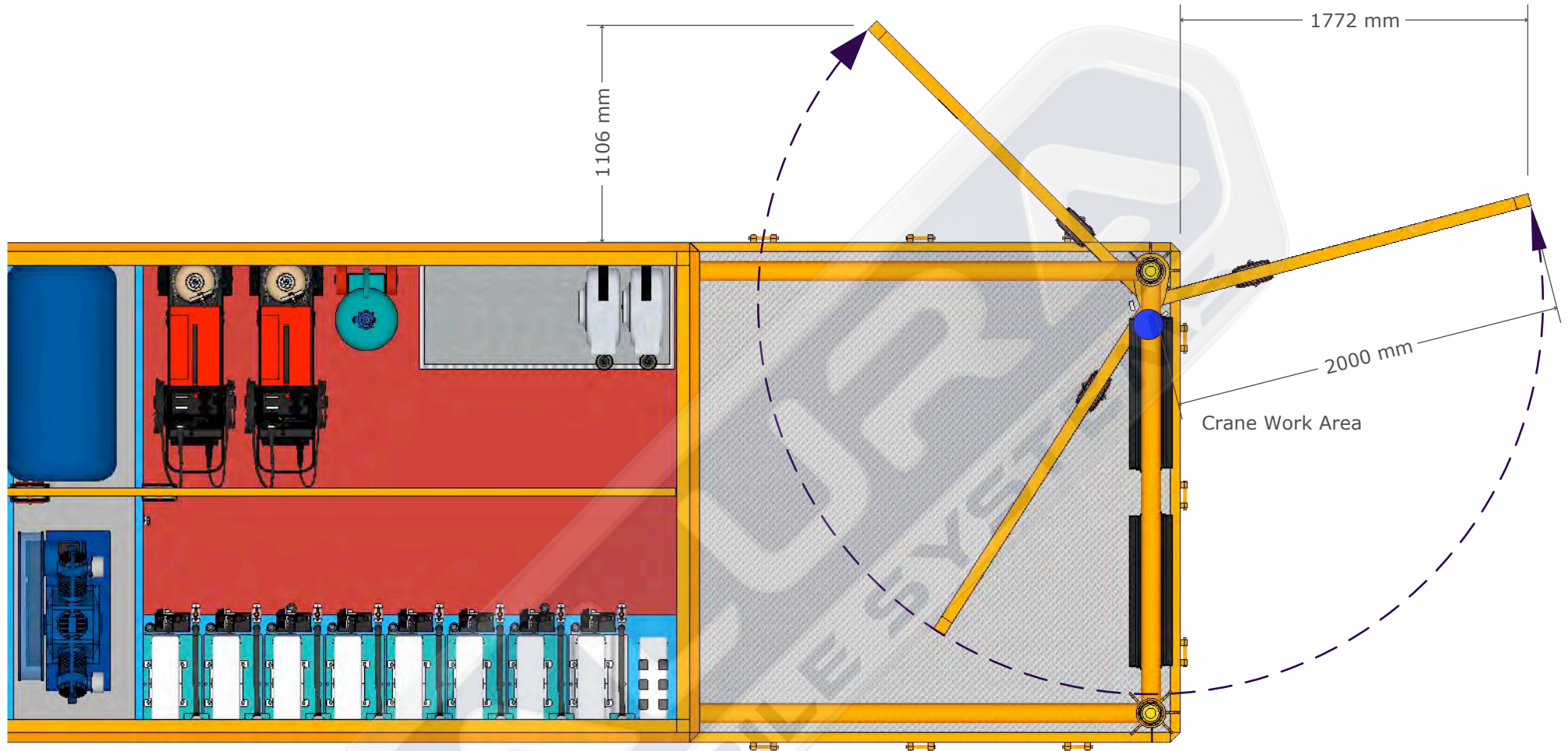
Info

Date : 01.02.2024  
 Rev. : 00.01  
 Per. : Metin ALÇAR  
 Tel. : 0544 242 04 91  
 Mail : sales@aluratrailer.com

**A 01**





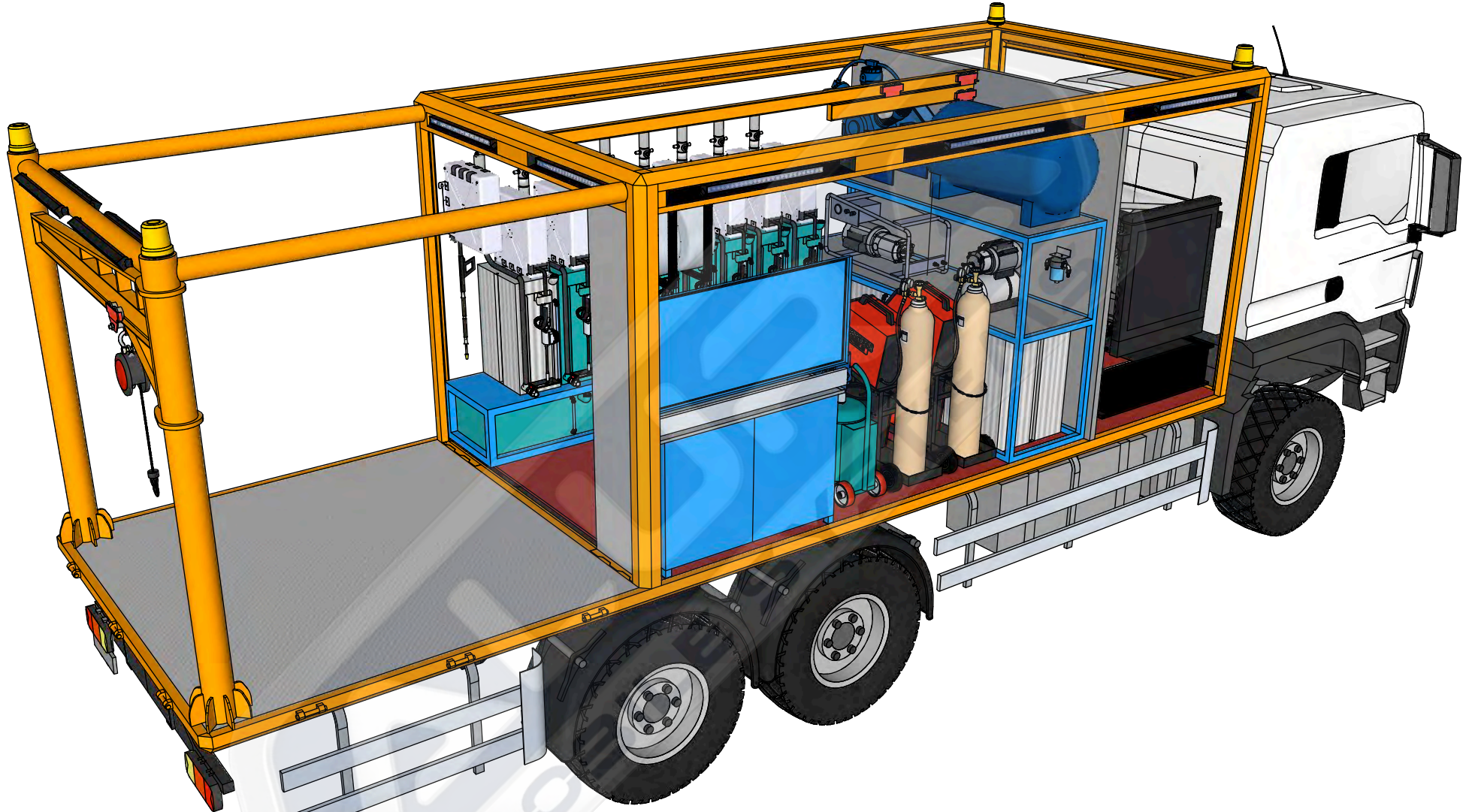




Awning






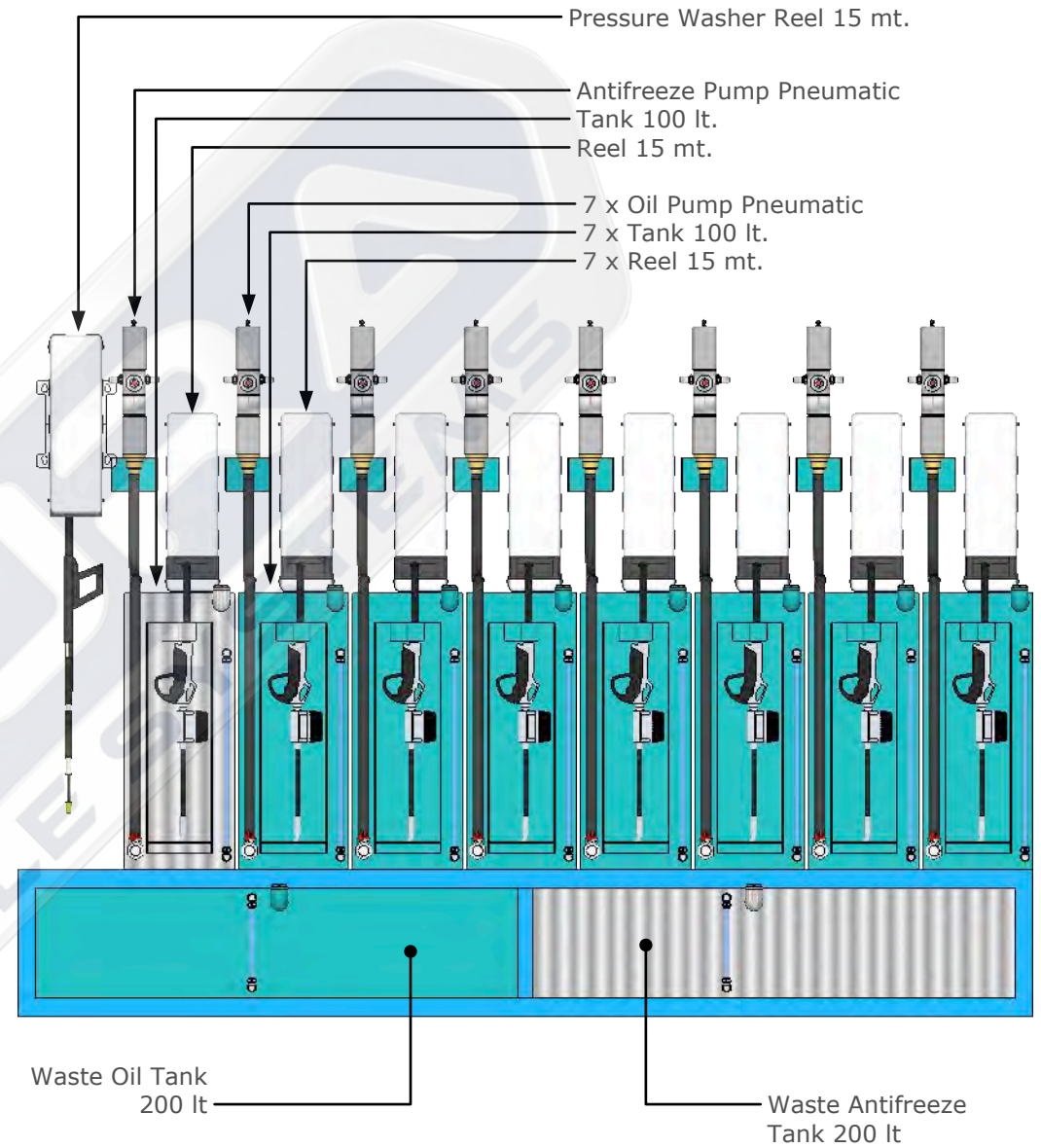






































No	Equipment	Explanation	Producer	Orjin	Piece
1	Bodywork		Alura	Turkey	1
		<p>MWS Insulated Body  From twisted C type channel steel.  Base traverses 80mm height 3mm  18 mm Elastomeric rubber insulation.  Floor 18mm Plywood plywood.  Sliding windows to usable areas.  Generator and compressor areas are quickly accessible cover.  Exhaust and ventilation device.  Stainless hinges and locks.  Outside transportation center control board.  Electrical cables are hidden inside the insulated chassis.</p>	<p>Outside transportation center control board.  Electrical cables are hidden inside the insulated chassis.  Quick access cover to the lubricating and washing rollers.  Monolithic crane connection channel to the body frame.  Fixed glass rear door.  Environmental and interior lighting 220v.  Acrylic industrial chassis and surface paint.  Quick-access rear bumper drawers.  Metal items are fixed to the chassis.</p>		
2	Polyurea Surface Coating				
		<p>Polyurethane Industrial Coating  Resistant to chemicals.  Hygienic, mold-proof, rust and corrosion-free.  It maintains its elasticity between 40 C and +200 C heat.  Fire resistant CLASS A certification.  Solvent free, superior waterproofing.</p>	<p>Elastic This product, which has an elasticity of 400%, will prevent cracks that may occur in the future by working in cooperation with the structure to which it is applied.  It prevents many damages that may occur due to impact on interior and exterior coatings.  CE certified.</p>		
3	Aluminum Shutters		Alura	Turkey	2
		<p>Manuel Working  Locking Systems  Size : 1000 x 2300 mm 2 pcs.  1500 x 2300 mm 1 pcs.</p>			
4	Generator Diesel		Power	Turkey	1
		<p>Standby/Prime :136 kVa /150 kVa  Standard Voltage: 400/230 V / 3 Phase  Current : 195 / 217 A  Engine Bran: Cummins  Engine Model: 1106A-70TG1  Alternator: Stamford</p>	<p>RPM: 1500 rpm.  Frequency: 50 Hz.  Water Cooling</p>		



No	Equipment	Explanation	Producer	Orjin	Piece
5	<b>Pistone Compressor AC 75</b>		<b>Atlas Copco</b>	<b>Belgium</b>	<b>1</b>
		Chassis Piston Air Compressor Engine Power: 7.5 hp Air Intake: 836 lt/min Revolution : 663 rpm Pressure : 15 bar Working Power : 380 V			
6	<b>Air Tank</b>		<b>Alura</b>	<b>Turkey</b>	<b>1</b>
		Capacity : 300 lt. Working Pressure: 16 bar. Test Pressure: 16 Bar. Sheet Thickness: 4 mm. Compressor Connection : 1" Air Outlet : 1/2"			
7	<b>Work Bench</b>		<b>Alura</b>	<b>Turkey</b>	<b>1</b>
		Work Bench Width: 1.800 mm Depth: 700 mm Height: 2.000 mm Number of Drawers: 10 Drawer Carrying Capacity: 60 kg.	Shelf Carrying Cap .: 80 kg. Socket 2 Pieces 25 mm MDF + Pvc on worktops Electrostatic powder paint Suspension boards modular		
8	<b>Welding Machine MIG / MAG</b>		<b>Magmaweld</b>	<b>Turkey</b>	<b>1</b>
		Mains Voltage: 3 Phase 400 V Power Drawn : 22.1(40%) kVA Welding Current : 50 - 400 A Rated Welding Current: 400 (40%) A Open Circuit Voltage: 82 V Weight: 86 Kg	Dimensions (l x w x h): 1078x528x962 mm		
9	<b>Welding Machine TIG</b>		<b>Magmaweld</b>	<b>Turkey</b>	<b>1</b>
		ID 300 TW DC PULSE Mains Voltage (3 Phase): 400 V Power (MMA): 16.1 (30%) kVA Power (TIG) 12.3 (30%) kVA Source Current: 5 - 300 ADC Rated Source Current: 300 (30%) ADC	Open Circuit Voltage: 85 VDC Electrode Diameter: 1.60 - 5.00 mm Tung. Electrode Diameter: 1.00 - 2.40 mm Dimensions (l x w x h): 598 x 252 x 661 mm Weight (Net): 45 Kg Cooling Type: Water		
10	<b>Oil Pumps</b>		<b>Raasm</b>	<b>Italy</b>	<b>4</b>
		Pneumatic pumps for oil Flow rate: 18 l / min Air working pressure: 6/8 bar Average air consumption: 230 l / min Noise level: 81 dB Oil viscosity: 80 SAE			

No	Equipment	Explanation	Producer	Orjin	Piece
11	Hose Reels		Raasm	Italy	7
		Pressure: 150 bar Length: 15 mt Compatible fluids: Oils and Similar Material: Painted Steel Inlet-Outlet : G 1/2 ""f - G 1/2 ""m Pressure - Size: 1/2 "" - 160 bar			
12	Guns for dispensing		Raasm	Italy	7
		Flu: Technopolymer Digital meter: Yes Inlet swivel joint: G 1/2 f Filter: Yes Level locking button: Yes			
13	Oil Tank		Alura	Turkey	7
		Capacity : 100 Ltr Made of Steel : 2 mm Level Indicator : Manuel Filling tap : 1" Pump stabilizer : 1" Discharging valve : 1"			
14	Waste Oil Tank		Alura	Turkey	1
		Capacity : 200 Ltr Made of Steel : 2 mm Level Indicator : Manuel Filling tap : 1" Pump stabilizer : 1" Discharging valve : 1"			
15	Grease Pump		Pressol	Germany	1
		Pressol 50 kg Bucket Air Grease Pump Compression Ratio: 50:1 Working Pressure: 2 – 8 Atu Max:Pressure: 400 Bar Yield: 1.100 g/min. Air Consumption: 400 Lt / min.	Bucket Capacity: 50 Kg.		
16	Antifreeze Pump		Raasm	Italy	1
		Pneumatic pumps for Antifreeze Flow rate: 30 l / min Air inlet - Fluid Out : G 1/4 - G 1/2 Air working pressure: 6/8 bar Average air consumption: 370 l / min	Noise level: 81 dB Weight : 7,4 kg		

No	Equipment	Explanation	Producer	Orjin	Piece
17	Antifreeze Hose Reels		Raasm	Italy	1
		Pressure: 150 bar Hose Length: 15 mt Compatible fluids: Antifreeze Material: Painted Steel Inlet-Outlet : G 1/2 "f - G 1/2 "m Operating temperature: -40 / +100		Pressure - Size: 1/2 " - 160 bar	
18	Guns for dispensing		Raasm	Italy	1
		Working Pressure: 70 Bar Preset Function. Input : 1/2" Bsp Output : Non-drip Tip Sensitivity : +/- 0.5% Viscosity : 2000 Cst		Weight: 1.90 Kg. Battery : 1.5 V	
19	Antifreeze Tank		Alura	Turkey	1
		Capacity : 100 Ltr Made of Stainless : 2 mm Level Indicator : Manuel Filling tap : 1" Pump stabilizer : 1" Discharging valve : 1"			
20	Antifreeze Waste Tank		Alura	Turkey	1
		Capacity : 200 Ltr Made of Stainless : 2 mm Level Indicator : Manuel Filling tap : 1" Pump stabilizer : 1" Discharging valve : 1"			
21	Cold Washing Machine		Alura	Turkey	1
		Pressure: 200 bar Flow rate: 900 lt/hour Engine Power: 7.5 hp Voltage - Phase 380V-3 50 Hz Weight: 74 Spray gun			
22	Washing Hose Reels		Alura	Turkey	1
		Pressure: 200 bar. Hose Length: 15 mt. Compatible fluids: Water Swivel joint: Stainless Metal Characteristic: Fixed Material: Painted steel			

No	Equipment	Explanation	Producer	Orjin	Piece
23	Water Tank		Alura	Turkey	1
		Capacity : 1000 Ltr Made of Stainless Steel Level Indicator Filling tap Pump stabilizer 1" Discharging valve			
24	Water Pump		Karcher	Germany	1
		Maximum Motor power : 1000 W Maximum Water Flow: 4500 l/hour Maximum pressure: 50/5 m/bar Working pattern: 1.9 - 3 bar Maximum suction : 8 m Connection type : G1	Power Cable H05RN-F : 1 m Weight without accessories : 14.7 kg		
25	Water Hose Reel		Karcher	Germany	1
		Pressure: 20 bar. Compatible fluids: Water Swivel joint: Stainless Metal Seals: Polyurethane Characteristic: Fixed Inlet: G 1/2 " (f)	Outlet: G 1/2 "(g) Operating temperature -40 C / +80 C Size: 1/2 " Pressure: 10 bar Length: 20 mt		
26	Cable Roller		Mavel	Italy	1
		Three Phase : 220 / 400 Volt Cable Thickness: 5 x 2.5 Mm2 Cable Length: 20 Mt Cable Type : H07RN-F Power : 1000-3000 W Auto Rewind	Plastic outer cover steel swivel wall bracket Weight: 9 Kg Dimensions: 42x39x23 Cm		
27	Air Hose Reel		Mavel	Turkey	1
		Hose Length: 20 Mt Hose Diameter : 10x15mm Hose Pressure : 15 bar Input Output Dimen: 3/8" F - 3/8" M Auto Rewind Plastic outer cover	Steel swivel wall bracket It can be easily stopped by the end user thanks to the latch stop device. CE approved Weight: 8.3 Kg		
28	Crane		GordonX	Kore	1
		Capacity: 2 Tons Tested value: 30 KN Chain thickness: 8 mm Chain length: 5 Mt Net weight: 17.5 Kg Extra chain weight per meter: 2.3 Kg			

No	Equipment	Explanation	Producer	Orjin	Piece
29	Clamp		Osaka	Japan	1
		Cast Body Leveler's Vise : 100 Mm Jaw Spacing : 100 mm Mouth Width: 125 Mm			
30	Electric Crane		Atlas	Kore	1
		Capacity: 600 / 1.200 kg Lifting height: 10 mt Lifting speed: 10/5 m / min Rope length: 20 mt Engine power: 930 W Voltage: 220-50 V / Hz			
31	Air Regulator		Osaka	Japan	1
		Air Inlet : 1/2" Filter : 20u Working Pressure: 05-9.9 atu Operating Temperature: 5-60°C Water Capacity: 80 ml Air Permeability: 2200 lt/min			
32	Air Line Connection		Osaka	Japan	1
		Polyurethane Pneumatic fittings			
33	Lighting		EAT	Turkey	6
		Body : Polycarbonate RAL 9003 body , Metal lock clip Diffuser: Polycarbonate opal cover Light Source: Mid Power LED Power: 28 W / 38 W / 55 W Input Voltage: 220-240V - IP 65			
34	Outdoor Lighting		CSR	Turkey	10
		Operating Voltage / Current: DC 12/15V 1.4A Driving Type: Linear current and voltage controlled driver Light Source: 3W 12pcs power LED LENS Feature: 25° collimator LENS	White:5000-7000K Physical Properties : Polycarbonate plastic black aluminum profile		

No	Equipment	Explanation	Producer	Orjin	Piece
35	Control panel of all equipment.		Alura	Turkey	1
		Generator / Mains power connection.			
36	Fire Extinguisher		Star	Japan	2
		ABC Grade Fire Extinguishing Powder 6 Kg Capacity MAP Rate 40% Body made of A1 7114 Quality Plastered Sheet 18 Bar Working Pressure		0.70 Micron Electro Static Paint It Has a Refillable Structure.	

